

Furniture



Our range of quality furniture
includes the following options:

www.challenge.net.au

PANEL END DESKING



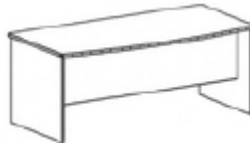
**Rectangular
Desks**



Standard Sizes:

- 1200w x 750d
- 1500w x 750d
- 1800w x 750d
- 1500w x 900d
- 1800w x 900d
- 2100w x 900d

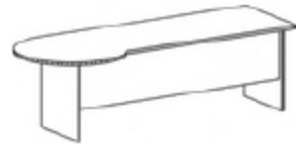
**Curved Front
Desks**



Standard Sizes:

- 1800w x 900d
- 2100w x 900d

Bulb End Desks



Standard Sizes:

- 2400w x 750d
- (Bulb Diameter 900mm)
- Available in Right or Left Hand*



PANEL END DESKING



All desk returns are available in either right or left hand with optional drawer locking

Desk Returns
(Fixed or Freestanding)



900w x 600d

Fixed Pedestals - Suspended



445h x 410w x 505d

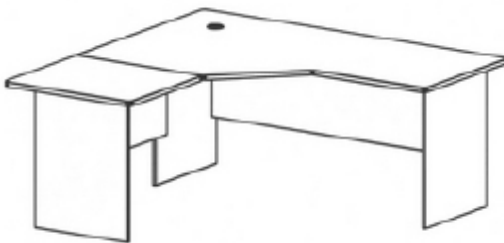


PANEL END WORKSTATIONS



All desk returns are available in either right or left hand

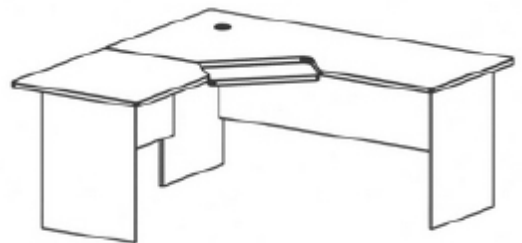
2 Piece Corner Workstation



Standard Sizes:

1800 x 1800 x 600
1800 x 1800 x 750

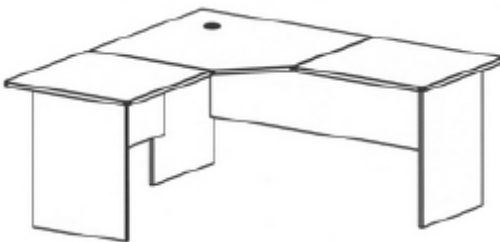
**2 Piece Corner Workstation
With Adjustable Keyboard**





All desk returns are available in either right or left hand

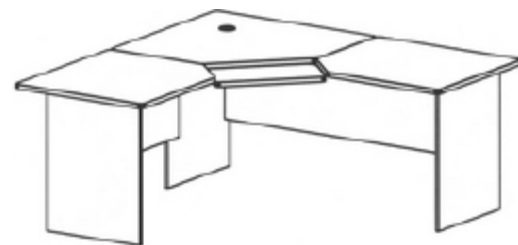
3 Piece Corner Workstation



Standard Sizes:

1800 x 1800 x 600	1800 x 1800 x 750
2100 x 1800 x 600	2100 x 1800 x 750
2400 x 1800 x 600	2400 x 1800 x 750
2100 x 2100 x 600	2100 x 2100 x 750
2400 x 2100 x 600	2400 x 2100 x 750
2400 x 2400 x 600	2400 x 2400 x 750

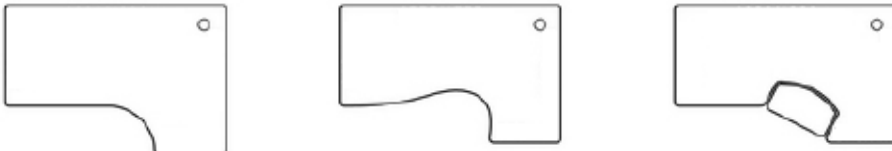
**3 Piece Corner Workstation
With Adjustable Keyboard**



SYSTEMS DESKING



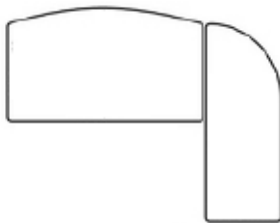
System desking is available in right or left hand if applicable



System Desking – Metal Legs



Return Tops

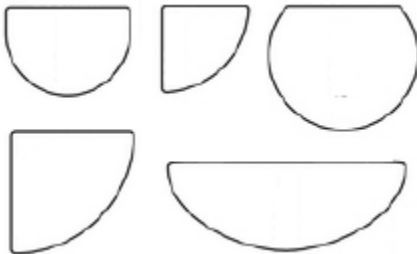


SYSTEMS DESKING



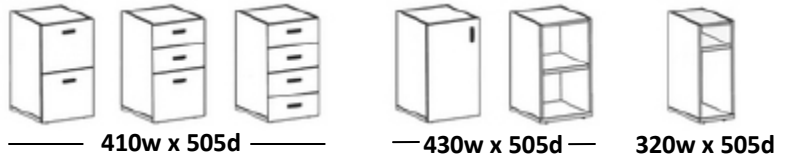
All fixed under return storage units are available with optional door and drawer locking

**Meeting / Conference Ends
& Link Tops**



Fixed Under Return Storage Units

700mmH



Mobile Pedestals

690h x 410w x 505d

Optional Multi Locking



Mobile Utility Cupboard

725h x 900w x 600d

Optional Locking



Free Standing Pedestals (With Tops)

725h x 410w x 505d

Optional Multi Locking



Sliding Door Buffet

725h x 450d – 900w, 1200w, 1500w, 1800w

Optional Locking



Desk High Storage (With Tops)

725h x 800w x 450d

Optional Locking



Hutches for Desks, Workstations and Buffets

Available with fixed or adjustable shelves

1075h x 300d – 900w, 1200w, 1500w, 1600w, 1800w, 2100w



Filing Cabinets

465w x 505d – 720h, 900h, 1200h

Optional Multi Locking



Bookcases (Solid Backs)

900w x 300d – 900h, 1200h, 1500h, 1800h



Tall Storage

1800H x 900w x 450d

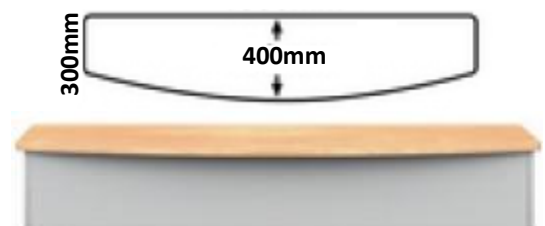
Optional Locking



Desk Hob

375h x 1800w x 300-400d

Optional Multi Locking



Melamine Desk Panels

- Easily attachable / detachable
- Optional single sided recessed accessory rail
- Available either right or left hand
- Overall height of panels when attached to desk - 1200mm



Options: 1600w, 1630w, 1800w, 1830w

Suspended Accessories



Suspended Shelf

Diagonal Tray

Horizontal Tray

Phone Book Tray

Telephone Tray

Pencil Tray


Typist Pillar



Keyboard Lozenge



CPU Holder



Cable Trays



STANDARD FINISHES

- Desk Tops
- Pedestal and Storage Tops
- Pedestal and Storage Drawers and doors
- Bookcase and Hutch Shelves



Seal Grey



Maple



Crown Beech



Cherrywood



Rosewood

- Desk and Panel Ends
- Desk Modesty Panels
- Meeting & Conference Ends
- Link Tops
- Storage Unit Carcass and Doors



Quicksilver



Ironstone

- Melamine Desk Panels



Sirrus

- System Desking Metal Legs
- Shelf Ends
- Metal Accessories



Silver Pearls